






## Hoyer® Loop and Clip Style Sling Color/Size Chart - Standard Size

Recommended weight range should only be used as a guideline as other factors can affect sizing. Please call HomeCare Hospital Beds with any questions or concerns.

Lift Types	Cradle	Sling SWL
Elevate	Loop 	440 lbs.

Sling	Size	Color	Recommended Weight Range (lbs)									
			35	75	100	125	150	175	200	275	350	440
<b>Deluxe Stand-Aid</b> Material: Polyester  	S	Red		NA13499N								
	M	Yellow			NA13500N							
	L	Green					NA13498N					
<b>Deluxe Transport</b> Material: Polyester  	S	Red		NA13502N								
	M	Yellow			NA13501N							
	L	Green					NA13503N					